

Forged Steel Globe Valve

A105 • Alloy 20 • 316SS • 304SS • Monel • Various other Alloys

ANSI 150-300-600-800-900-1500 (1/2"-4")



SERIES GLF-4



**GLOBAL VALVE
& CONTROLS**



Providing Hundreds of Products. Supporting Thousands of Clients. Controlling Millions of Gallons.

DEPEND ON US. WE CAN HANDLE THE PRESSURE.



SERIES G



GF-3



SERIESCK



GLF-4



SERIESGL



CKF-2



NVG6000



NV10000



™



20-RP



20-FP

GLOBAL VALVE & CONTROLS



SERIES SBG



SERIES EXPG



SERIES FS



BV2000



SERIES 2T/3T



BV3600



BV6000



YFS w/ MCB



CFS



SERIES 790



SERIES 30

BV3705



SERIES 10



SERIES 800



SERIES FSD-61

Discover the difference!



Series GLF-4


- ◆ Sizes 1/2" - 4"
- ◆ ANSI Class 150-1500
- ◆ Forged Steel **Globe** Valve
- ◆ Socket Weld, Threaded, Raised Face or Ring Type Joint (RTJ)
- ◆ Bolted or Welded Bonnet
- ◆ NACE MR0175 Compliant
- ◆ B16.10, B16.34, B16.5, B 1.20.1, B16.11 Compliant
- ◆ API 602 Design and API 598 Tested
- ◆ Available in A105N, F316, F304, F11, F22, LF2, Alloy 20, Monel and Other Materials.
- ◆ *Cryogenic Stem Option*



GLOBAL Valve & Controls®  is an ISO 9001 certified and API 6D, Q1 licensed valve manufacturer of Domestic and Non Domestic products. Offering Ball, Globe, Gate, Expanding Gate, Slab Gate, Check, and Needle Valves; Actuators and Automation Accessories.

 accommodates & services the Upstream, Midstream & Down-stream market segments of the oil/gas industry, with a primary focus on Natural Gas Transport and Storage Projects, as well as, the Petrochemical, Agricultural, Mining, Water/ Waste Management, and Aerospace Industrial Sectors.

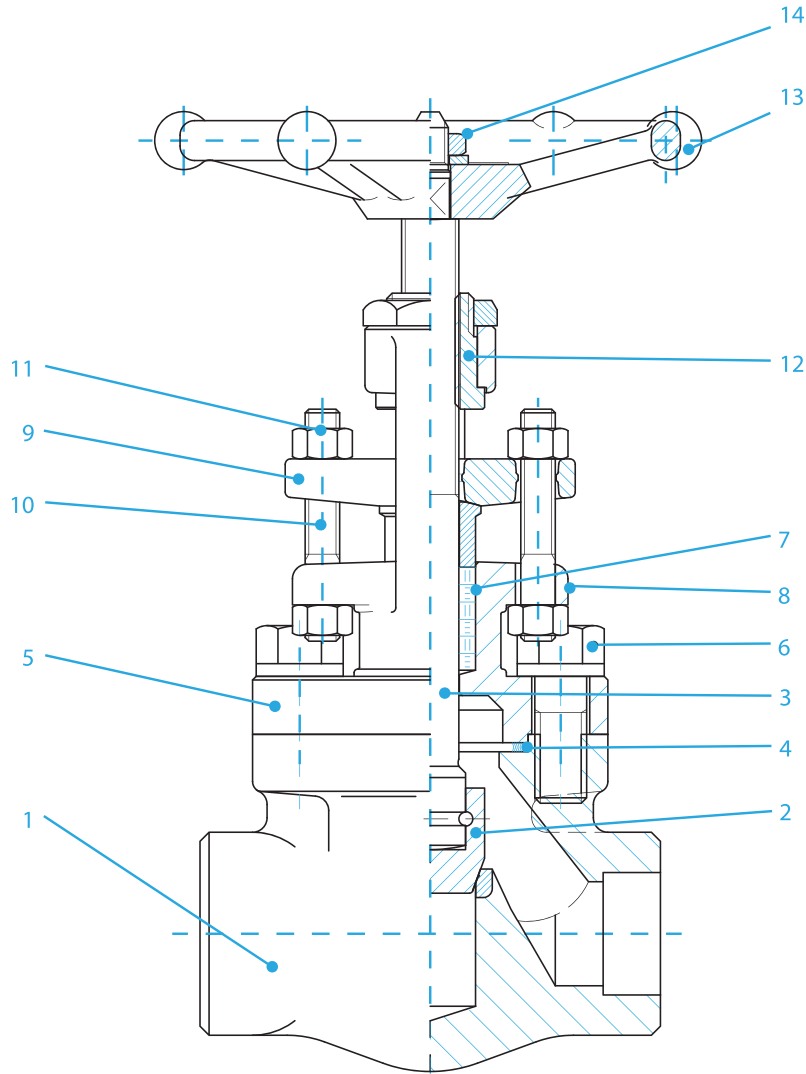
GLOBAL Valve & Controls® has the right valve for the right application, ranging from ANSI 150 through 2500, sizes 1/4 to 48", in Stainless Steel, Carbon Steel, Alloy 20, Monel, Duplex, and other various exotic body materials.

 also carries fully automated valve packages, fugitive emission solutions, control packages, cryogenic valves, as well as, various valve coating solutions. Special Ordering is available!

GLOBAL Valve & Controls® continues to make strides in elevating our company beyond industry standards, by being consistent in providing products that are of superior quality and performance, dedicating ourselves to quality assurance, and being immediately responsive to our customer needs. We look forward to the opportunity to supply your valve needs!

Sincerely

Troy Richard
CEO at GLOBAL Valve
& Controls

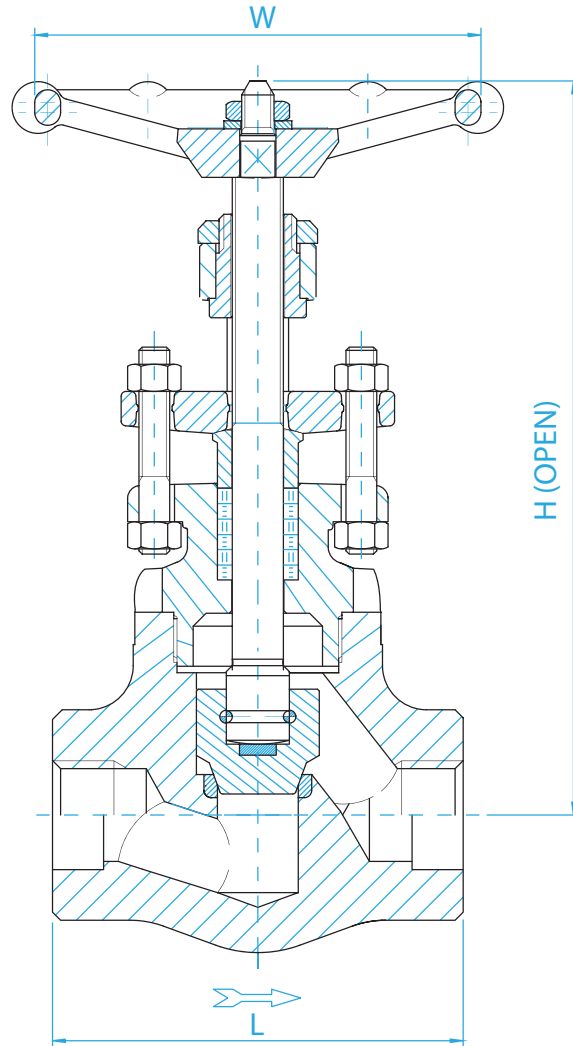


Bill of Materials

NO.	PART NAME	MATERIAL					
1	Body	ASTM A105	A182 F304	A182 F316	A350-LF2	F11	F22
2	Disc/ Plug	API TRIM 1,2,5,8,9,10,11,12,13,14,15,16,18					
3	Stem	API TRIM 1,2,5,8,9,10,11,12,13,14,15,16,18					
4	Gasket	Graphite+304		Graphite+316			
5	Bonnet	ASTM A105	A182 F304	A182 F316	A350-LF2	F11	F22
6	Bonnet Bolt	ASTM A193 B7M		ASTM A193 B8M			
7	Stem Packing	Reinforced Graphite					
8	Gland	ASTM A276 410	A182 F304	A182 F316	A350-LF2	F11	F22
9	Gland Flange	ASTM A105	A182 F304	A182 F316	A350-LF2	F11	F22
10	Gland Eyebolt	ASTM A193 B7M		ASTM A193 B8M			
11	Gland Nut	ASTM A194 2HM		ASTM A194 8M			
12	Stem Nut	ASTM A276 410		ZcuA110Fe3			
13	Handwheel	ASTM A197					
14	Handwheel Lock Nut	ASTM A194 2HM		ASTM A194 B8M			

Other materials are available upon request

MANUFACTURING & TESTING STANDARDS	
Face to Face	ASME B16.10
Temperature/Pressure Rating	ASME B16.34
End Flanges	ASME B16.5
Thread Ends	ASME B1.20.1
Socket Weld Ends	ASME B16.11
Inspection and Test	API 598
Base Design	API 602
NACE	MR0175



Dimension Chart

Units	Size	L		H		W		Flanged Face-to-face			
		800	1500	800	1500	800	1500	150	300	600	1500
in	1/4	3.13	4.00	4.9	8.1	2.5	6	4.00	6.00	6.50	8.50
mm	8	80	102	124	206	64	152	102	152	165	216
in	3/8	3.13	4.00	4.9	8.1	2.5	6	4.00	6.00	6.50	8.50
mm	10	80	102	124	206	64	152	102	152	165	216
in	1/2	3.13	4.00	4.9	8.1	2.5	6	4.25	6.00	6.50	8.50
mm	15	80	102	124	206	64	152	108	152	165	216
in	3/4	3.25	5.00	7.1	8.4	4.0	6	4.62	7.00	7.50	9.00
mm	20	83	127	180	213	102	152	117	178	190	229
in	1	3.50	6.00	7.3	10.0	4.0	8	5.00	8.00	8.50	10.00
mm	25	89	152	185	254	102	203	127	203	216	254
in	1 1/4	5.00	7.00	8.7	11.0	6.0	8	5.50	8.50	9.00	11.00
mm	32	127	178	221	279	152	203	140	216	229	279
in	1 1/2	5.00	7.00	8.7	11.0	6.0	8	6.50	9.00	9.50	12.00
mm	40	127	178	221	279	152	203	165	229	241	305
in	2	8.00	9.00	11.2	12.3	8.0	12	8.00	10.50	11.50	14.50
mm	50	203	229	285	312	203	305	203	266	292	368

MANUFACTURING & TESTING STANDARDS

Face to Face	ASME B16.10
Temperature/Pressure Rating	ASME B16.34
End Flanges	ASME B16.5
Thread Ends	ASME B1.20.1
Socket Weld Ends	ASME B16.11
Inspection and Test	API 598
Base Design	API 602
NACE	MR0175



HOW TO ORDER

SERIES GLF-4/ F4



SERIES GLF-4

- ◆ Sizes 1/2" – 4" Forged Steel Gate Valve
- ◆ Conventional Port
- ◆ NACE MR0175 Compliant
- ◆ API 602 Design and API 598 Tested, Bolted or Welded Bonnet
- ◆ Cryogenic Stem Option

Series	Body	Trim	Pressure Rating	Ends	Design	Options	Size
F4	1 - A105	1 - 410	15 - 150	1 - Raised Face	X - Full Port	XX - Special	1/2" - 4"
Bolted Bonnet	2 - Alloy 20	2 - 304					
WBF4		5 - FHF/410	30 - 300	2 - Ring Type Joint			
Welded Bonnet	3 - 316SS	8 - HF/410					
		9 - Monel	60 - 600	3 - Socket Weld			
PSF4	4 - 304SS	10 - 316					
Pressure Seal Bonnet		11 - HF/Monel	80 - 800	4 - Threaded Ends			
		12 - HF/316					
	5 - Monel	13 - Alloy 20	51 - 1500	5 - SWxThrd			
		14 - HF/A20					
	X - Special	15 - FHF/304					
		16 - FHF/316					
		18 - FHF/A20					
		X - Special					

F4	1	8	51	3	X	-	.50
Series	Body	Trim	Pressure Rating	Ends	Design	Options	Size

Description:

1/2" Class 1500, OS&Y bolted bonnet design, Globe Valve, designed in accordance to API 602, A105 body with Trim #8, socket weld ends by threaded ends, NACE compliant

PLEASE NOTE: There may be some performance variations between the GVC Series GLF-4/ F4 and other manufacturer's comparable body designs. To ensure the longevity of performance, please provide specific information relevant to the requirements needed for each application process.



8535 Jackrabbit Rd., Ste i
Houston, TX 77095
866.965.8GVC (482)
281.463.1474 office
281.463.7735 fax
www.GVCINTL.com

Please contact our sales representatives to receive more information regarding your systems particular needs.

Due to the ongoing development of our product line, Global Valve & Controls reserves the right to change the dimensions contained in the leaflet, as required.