

# Forged Steel Check Valve

A105 • Alloy 20 • 316SS • 304SS • Monel • Various other Alloys

ANSI 150-300-600-800-1500 (1/2"-4")



# SERIES CKF-2



**GLOBAL VALVE  
& CONTROLS**



Providing Hundreds of Products. Supporting Thousands of Clients. Controlling Millions of Gallons.

**DEPEND ON US. WE CAN HANDLE THE PRESSURE.**





SERIES G



GF-3



SERIESCK



GLF-4



SERIESGL



CKF-2



NVG6000



NV10000



™



20-RP



20-FP

GLOBAL VALVE & CONTROLS



SERIES SBG



SERIES EXPG



SERIES FS



BV2000



SERIES 2T/3T



BV3600



BV6000



CFS



SERIES 30

BV3705



YFS w/ MCB



FS525



SERIES 790



SERIES 10




SERIES 800



SERIES FSD-61

# Discover the difference!



## Series CKF-2


- ◆ Sizes 1/2" - 4"
- ◆ ANSI Class 150-1500
- ◆ Forged Steel Piston or Swing Check Valve
- ◆ Socket Weld, Threaded, Raised Face or Ring Type Joint (RTJ)
- ◆ Bolted or Welded Bonnet
- ◆ Available in Piston or Swing Design
- ◆ NACE MR0175 Compliant
- ◆ B16.10, B16.34, B16.5, B 1.20.1, B16.11 Compliant
- ◆ API 602 Design and API 598 Tested
- ◆ Available in A105N, F316, F304, F11, F22, LF2, Alloy 20, Monel and Other Materials.



GLOBAL Valve & Controls®  is an ISO 9001 certified and API 6D, Q1 licensed valve manufacturer of Domestic and Non Domestic products. Offering Ball, Globe, Gate, Expanding Gate, Slab Gate, Check, and Needle Valves; Actuators and Automation Accessories.

 accommodates & services the Upstream, Midstream & Down-stream market segments of the oil/gas industry, with a primary focus on Natural Gas Transport and Storage Projects, as well as, the Petrochemical, Agricultural, Mining, Water/ Waste Management, and Aerospace Industrial Sectors.

GLOBAL Valve & Controls® has the right valve for the right application, ranging from ANSI 150 through 2500, sizes 1/4 to 48", in Stainless Steel, Carbon Steel, Alloy 20, Monel, Duplex, and other various exotic body materials.

 also carries fully automated valve packages, fugitive emission solutions, control packages, cryogenic valves, as well as, various valve coating solutions. Special Ordering is available!

GLOBAL Valve & Controls® continues to make strides in elevating our company beyond industry standards, by being consistent in providing products that are of superior quality and performance, dedicating ourselves to quality assurance, and being immediately responsive to our customer needs. We look forward to the opportunity to supply your valve needs!

Sincerely



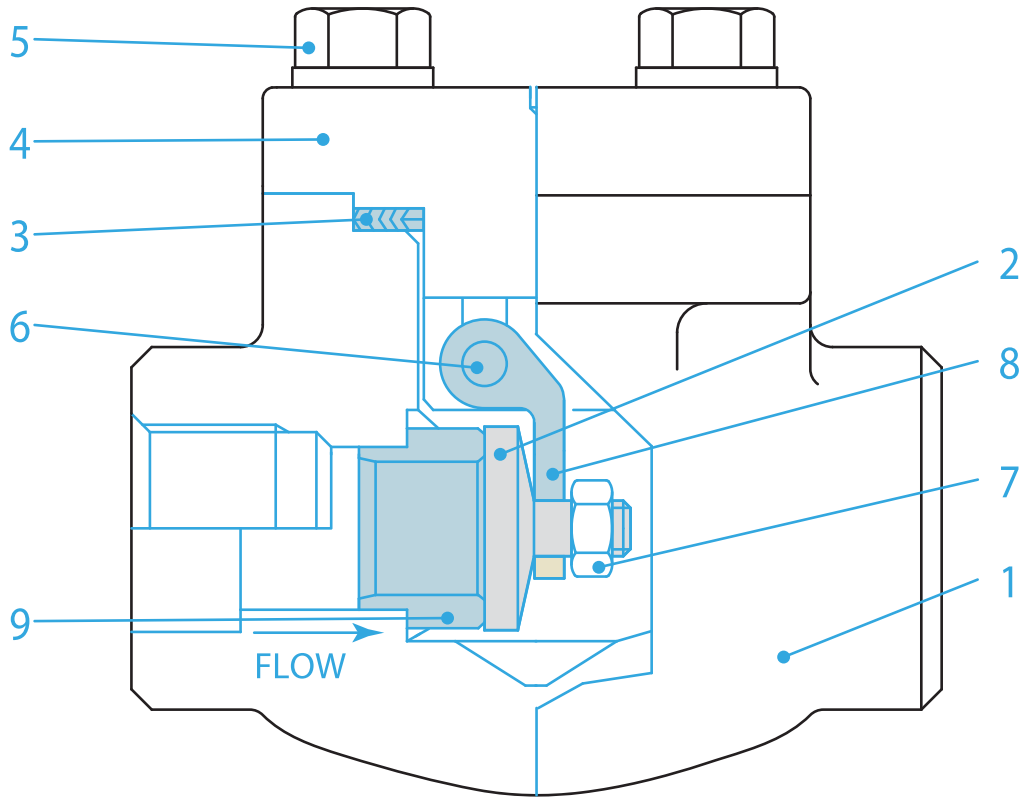
**Troy Richard**  
CEO at GLOBAL Valve  
& Controls



# MATERIALS OF CONSTRUCTION

## SERIES CKF-2/ F2

Swing Type



### Bill of Materials

NO.	PART NAME	MATERIAL					
1	Body	ASTM A105	A182 F304	A182 F316	A350-LF2	F11	F22
2	Disc	API TRIM 1,2,5,8,9,10,11,12,13,14,15,16,18					
3	Gasket	Graphite+304			Graphite+316		
4	Cover	ASTM A105	A182 F304	A182 F316	A350-LF2	F11	F22
5	Cover Bolt	ASTM A193 B7M	ASTM A193 B8M	ASTM A320-L7M			
6	Hinge Pin	ASTM A105	A182 F304	A182 F316	A350-LF2	F11	F22
7	Disc Nut	ASTM A194 2HM	ASTM A194-8M	ASTM A194-4M			
8	Swing Arm	ASTM A105	A182 F304	A182 F316	A350-LF2	F11	F22
9	Seat	API TRIM 1,2,5,8,9,10,11,12,13,14,15,16,18					

### Design Standards

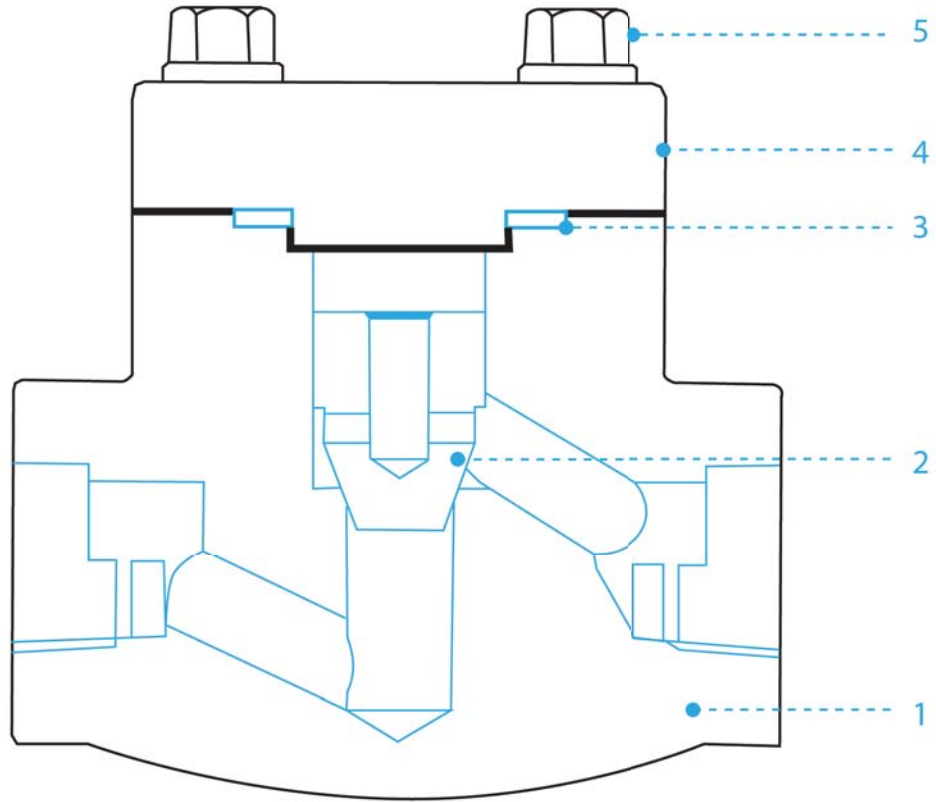
MANUFACTURING & TESTING STANDARDS	
Face to Face	ASME B16.10
Temperature/Pressure Rating	ASME B16.34
End Flanges	ASME B16.5
Thread Ends	ASME B1.20.1
Socket Weld Ends	ASME B16.11
Inspection and Test	API 598
Base Design	API 602
NACE	MR0175



# MATERIALS OF CONSTRUCTION

## SERIES CKF-2/ F2

Piston Type



### Bill of Materials

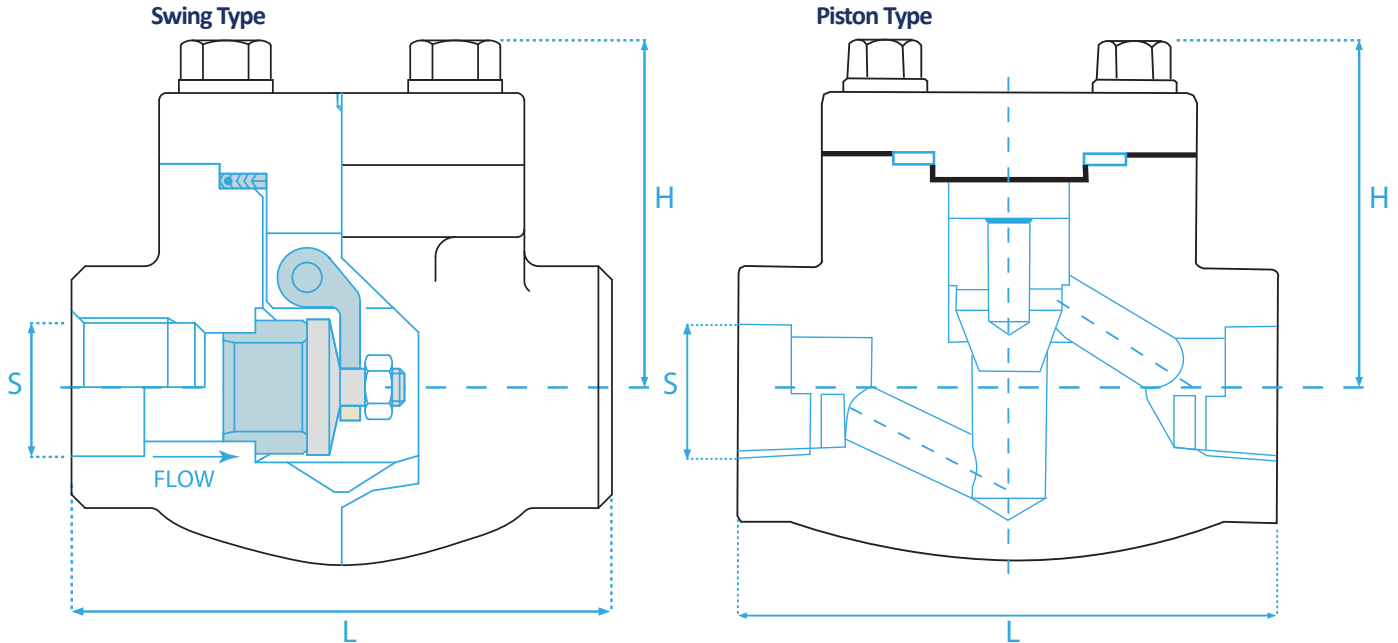
NO.	PART NAME	MATERIAL					
		ASTM A105	A182 F304	A182 F316	A350-LF2	F11	F22
1	Body	ASTM A105	A182 F304	A182 F316	A350-LF2	F11	F22
2	Disc	API TRIM 1,2,5,8,9,10,11,12,13,14,15,16,18					
3	Gasket	Graphite+304		Graphite+316			
4	Cover	ASTM A105	A182 F304	A182 F316	A350-LF2	F11	F22
5	Cover Bolt	ASTM A193 B7M		ASTM A193 B8M	ASTM A320-L7M		

\*Other materials are available upon request

### Design Standards

MANUFACTURING & TESTING STANDARDS	
Face to Face	ASME B16.10
Temperature/Pressure Rating	ASME B16.34
End Flanges	ASME B16.5
Thread Ends	ASME B1.20.1
Socket Weld Ends	ASME B16.11
Inspection and Test	API 598
Base Design	API 602
NACE	MR0175





**Dimension Chart**

Units	Size	L				H				S	Flanged Face-to-face			
		Piston		Swing check		Piston		Swing check		Piston & swing check	Piston & swing check			
		800	1500	800	1500	800	1500	800	1500	Socket Bore	150	300	600	1500
in	¼	3.13	4.00	-	-	1.90	2.70	-	-	0.555	4.00	-	-	-
mm	8	80	102	-	-	48	68	-	-	14.1	102	-	-	-
in	⅜	3.13	4.00	-	-	1.90	2.70	-	-	0.690	4.00	-	-	-
mm	10	80	102	-	-	48	68	-	-	17.5	102	-	-	-
in	½	3.13	4.00	3.50	6.00	1.90	2.70	2.50	3.70	0.855	4.25	6.00	6.50	8.50
mm	15	80	102	89	152	48	68	64	94	21.7	108	152	165	216
in	¾	3.25	5.00	3.50	6.00	2.30	2.90	2.50	3.70	1.065	4.62	7.00	7.50	9.00
mm	20	83	127	89	152	58	74	64	94	27.1	117	178	191	229
in	1	3.50	6.00	5.00	6.00	2.60	3.50	3.50	3.70	1.330	5.00	8.50	8.50	10.00
mm	25	89	152	127	152	66	89	89	94	33.8	127	216	216	254
in	1¼	5.00	7.00	5.25	7.00	3.70	4.20	3.40	3.70	1.675	5.50	9.00	9.00	11.00
mm	32	127	178	133	178	94	107	86	94	42.5	140	229	229	279
in	1½	5.00	7.00	5.25	7.00	3.70	4.20	3.40	4.20	1.915	6.50	9.50	9.50	12.00
mm	40	127	178	133	178	94	107	86	107	48.6	165	241	241	305
in	2	8.00	9.00	6.00	9.00	4.80	5.40	4.30	5.20	2.406	8.00	10.50	11.50	14.50
mm	50	203	229	152	229	122	137	109	132	61.1	203	267	292	368

**Design Standards**

MANUFACTURING & TESTING STANDARDS	
Face to Face	ASME B16.10
Temperature/Pressure Rating	ASME B16.34
End Flanges	ASME B16.5
Thread Ends	ASME B1.20.1
Socket Weld Ends	ASME B16.11
Inspection and Test	API 598
Base Design	API 602
NACE	MR0175



# HOW TO ORDER

## SERIES CKF-2/ F2



## SERIES CKF-2

- ◆ Sizes 1/2" – 4" Forged Steel Check Valve
- ◆ Full or Conventional Port
- ◆ NACE MR0175 Compliant
- ◆ API 602 Design and API 598 Tested
- ◆ Bolted or Welded Bonnet

Series	Body	Trim	Pressure Rating	Ends	Design	Options	Size
F2	1 - A105	1 - 410	15 - 150	1 - Raised Face	P - Piston	X - Special	1/2" - 4"
Regular Port	2 - Alloy 20	2 - 304	30 - 300	2 - Ring Type Joint	S - Swing		
		8 - HF/410					
	3 - 316SS	9 - Monel	60 - 600	3 - Socket Weld			
		10 - 316					
	4 - 304SS	11 - HF/Monel	80 - 800	4 - Threaded Ends			
		12 - HF/316					
	5 - Monel	13 - Alloy 20	51 - 1500	5 - SWxThrd			
		14 - HF/A20					
X - Special		15 - FHF/304					
		16 - FHF/316					
		18 - FHF/A20					
		X - Special					

<b>F2</b>	<b>1</b>	<b>8</b>	<b>80</b>	<b>4</b>	<b>S</b>	<b>-50</b>	
Series	Body	Trim	Pressure Rating	Ends	Design	Options	Size

### Description:

1/2" Class 800, Threaded End Connections, Bolted Bonnet Design Swing Type Check Valve, A105 Body and Trim #8, Designed in Accordance to API 602

**PLEASE NOTE:** There may be some performance variations between the GVC Series CKF-2/ F2 and other manufacturer's comparable body designs. To ensure the longevity of performance, please provide specific information relevant to the requirements needed for each application process.



8535 Jackrabbit Rd., Ste i  
Houston, TX 77095  
866.965.8GVC (482)  
281.463.1474 office  
281.463.7735 fax  
[www.GVCINTL.com](http://www.GVCINTL.com)

Please contact our sales representatives to receive more information regarding your systems particular needs.

Due to the ongoing development of our product line, Global Valve & Controls reserves the right to change the dimensions contained in the leaflet, as required.